

Collection 2025

Q2

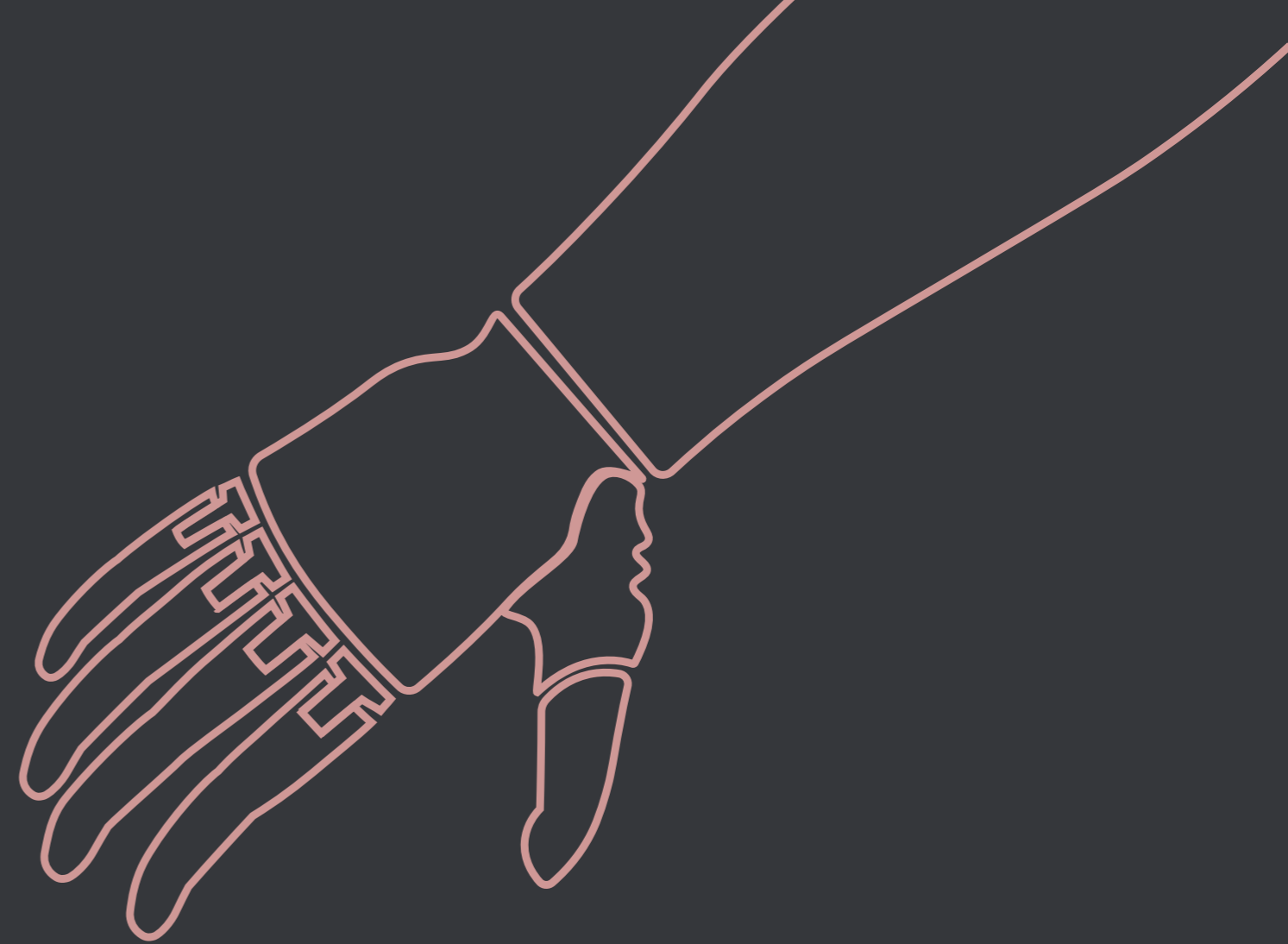
Tailor-made

# ARM COVERS

Fashion for Everybody and Every Body



ANATOMIC STUDIOS



## One-of-a-kind. Just like you.

For us, it's all about the personal touch. There is no "one size fits all", especially when it comes to expressing who you are. That's why we want to create design that truly highlights the person who will wear it. Through digital craftsmanship, prosthetic know-how, 3D technology and a focus on individual style, we want to give you endless possibilities to add a personal touch to your prosthetic appearance - all our covers are tailored to your unique anatomy, prosthesis and design wishes. Carefully created and with a whole bunch of heart. Always.

### On the cover

Model: Neya  
Design: Prism  
Colour: Metallic silver

# Introducing Arm Covers

We've finally released our first, long-awaited prosthetic arm covers! These are tailor-made to your individual prosthesis and available in our flexible material, with several different designs and colour options to choose from.

On the following spread you can browse our current arm collection. We hope that you will find your own personal favourite.




Make sure to keep a lookout on our website and Instagram - more designs and colours will be added continuously.


True




Prime



Mesh




Armour



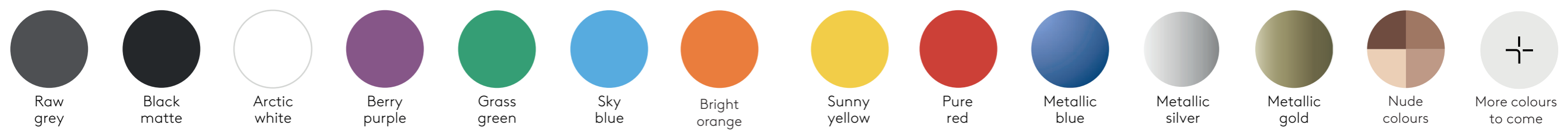
Forma



Prism



Colour options





style  
without  
limits

# Custom Design

A fully customized option where we together bring your own design vision to life.

We stay in close dialogue with you, where you can share your ideas and inspiration - in text, images, or both. Based on your input, we create a design proposal shaped around your wishes and agree on the details with you before moving on to production of your personalized cover.



Reach out to us to explore possibilities for your own custom design!

# How it works

Curious to know what the process is like from order to delivery?  
Let's have a look:

**Tip:** At the end of this catalogue, you can find our order form with closer instructions on which prosthetic info to collect.

## 1-3: Your work

What does your team - user and prosthetist - need to prepare as a basis for your order?



### 1. DESIGN CHOICE

Pick your design on our website!



### 2. PROSTHETIC INFO

Take 3D-scans (for example with our new scanning app), photos and measurements.



### 3. PLACE ORDER

Send us all the information through our website.


## 4-6: Tailor-made production

How are the covers produced? These are the three main steps for production.



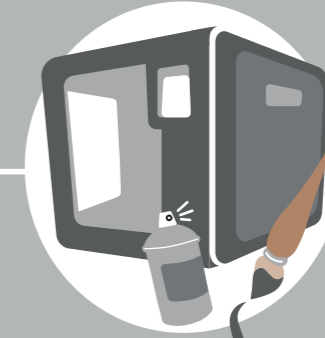
### 4. INDIVIDUAL DESIGN

We do a customized design for your cover, from shape and fit to adapting the pattern.



### 5. DIGITAL PREVIEW

You get a preview on your e-mail to approve.



### 6. PRODUCTION

The cover is 3D-printed followed by several steps of careful post-processing, painting and finishing.

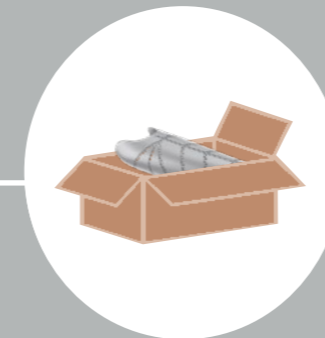
## 7-9: Final touches & delivery

The finishing touches and final steps towards receiving your new cover.



### 7. FINAL PREP & QUALITY

We add the final touches and do a quality check.



### 8. PACKING

The finished cover is packaged and sent to you or your clinic.



### 9. DELIVERY

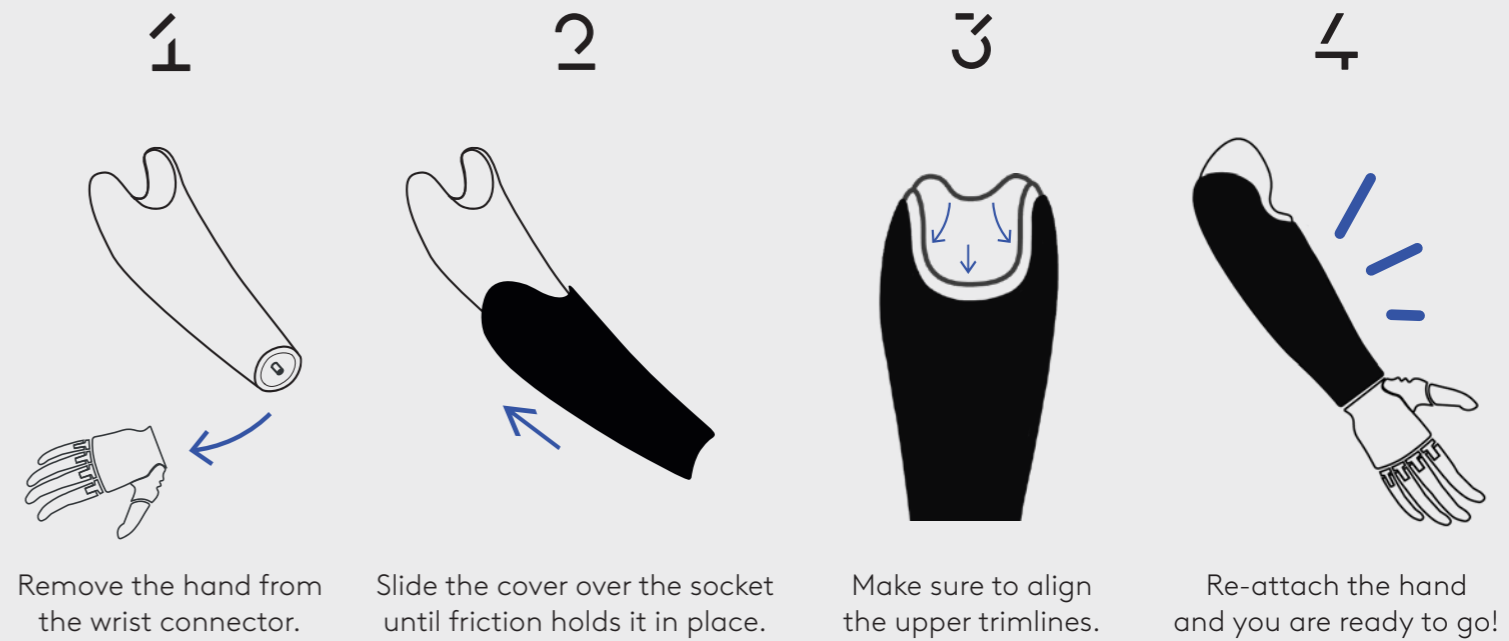
Delivery and mounting on your prosthesis!



## How to mount the cover?

Our arm covers are designed to be quick and easy to mount on the prosthesis – and just as smooth to switch between different covers if you have more than one.

Below, you'll find an overview of how our standard solution works.



Scan the QR-code for video instructions



design  
celebrating  
individuality


# Show your style!

On our Instagram you'll find more inspiration and get all the latest news from us and our community.

@anatomic.studios | #anatomicstudios

Tag us to show your style!






WELCOME TO  
ANATOMIC STUDIOS



Join us on Instagram for more behind the scenes and sneak peeks of what our team is up to!

@anatomic.studios





# ORDER FORM

On the following page you can find our order form for arm covers. This form guides you through everything you need to place an order on our website or through our support email.



## ORDER FORM ANATOMIC STUDIOS

Prosthetic Fashion for Everybody and Every Body

### ARM COVER

ORDER NO: \_\_\_\_\_

REF. NO: \_\_\_\_\_

#### COVER DETAILS

design: \_\_\_\_\_

colour: \_\_\_\_\_

#### PROSTHETIC SIDE

right

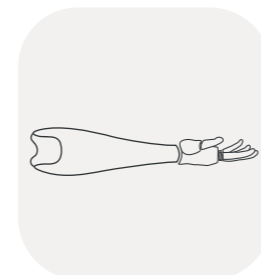
left

#### PROSTHETIC HAND

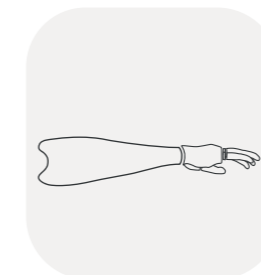
\_\_\_\_\_

GLOVE  yes  
 no

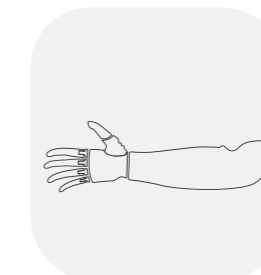
#### PHOTOS



FRONT



BACK



MEDIAL



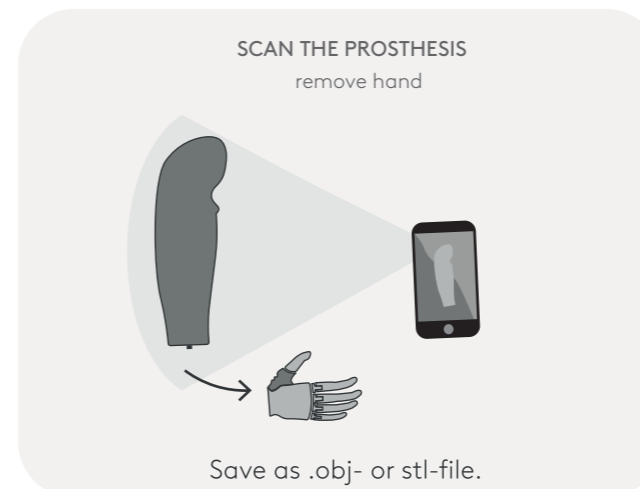
LATERAL



WRIST CONNECTOR

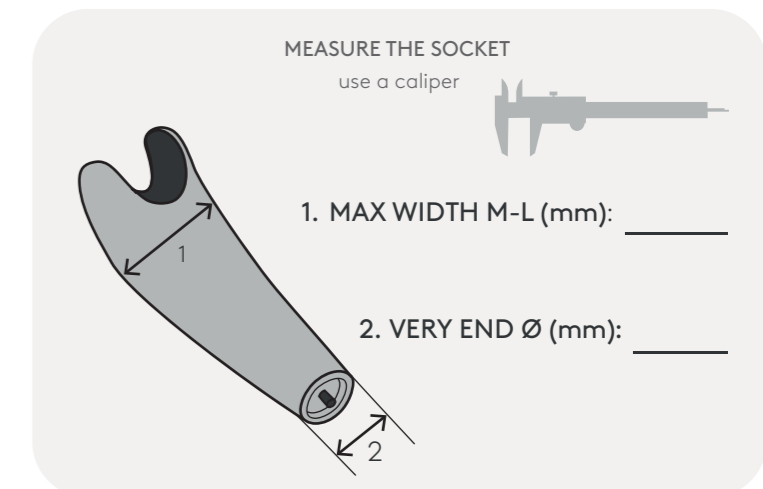
#### 3D-SCAN

Use your own scanning device or download our scanning app for iOS.



#### MEASUREMENTS

Take the following measurements for a better fit.



#### ADDITIONAL INFORMATION

---



---

Upload the information to our website [anatomic-studios.com](http://anatomic-studios.com)  
or e-mail us at [support@anatomic-studios.com](mailto:support@anatomic-studios.com)

Forget  
the rules,  
if it makes  
you happy  
- wear it!

## Contact

Anatomic Studios

Södra Promenaden 9  
21129 Malmö, Sweden

support@anatomic-studios.com  
+46 40 15 11 44

Welcome to continue exploring all designs  
and colour options on our website.

[anatomic-studios.com](https://anatomic-studios.com)

